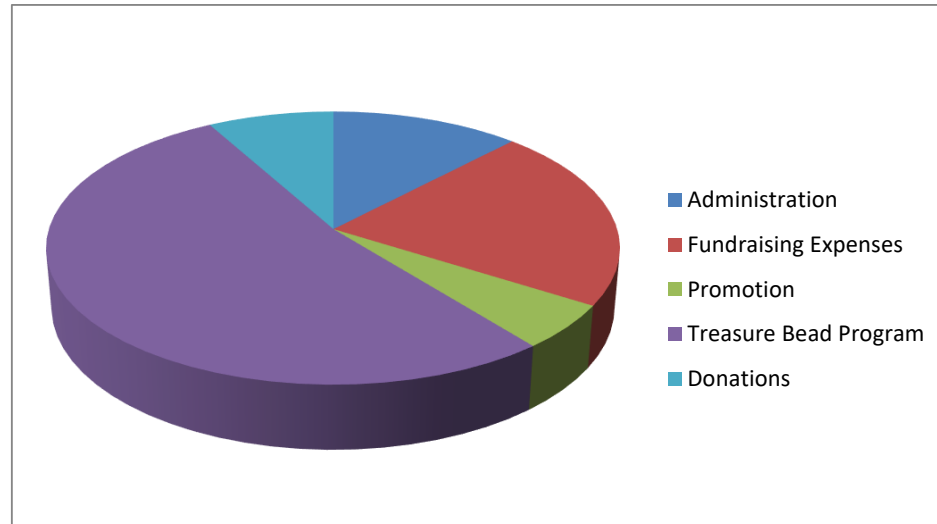
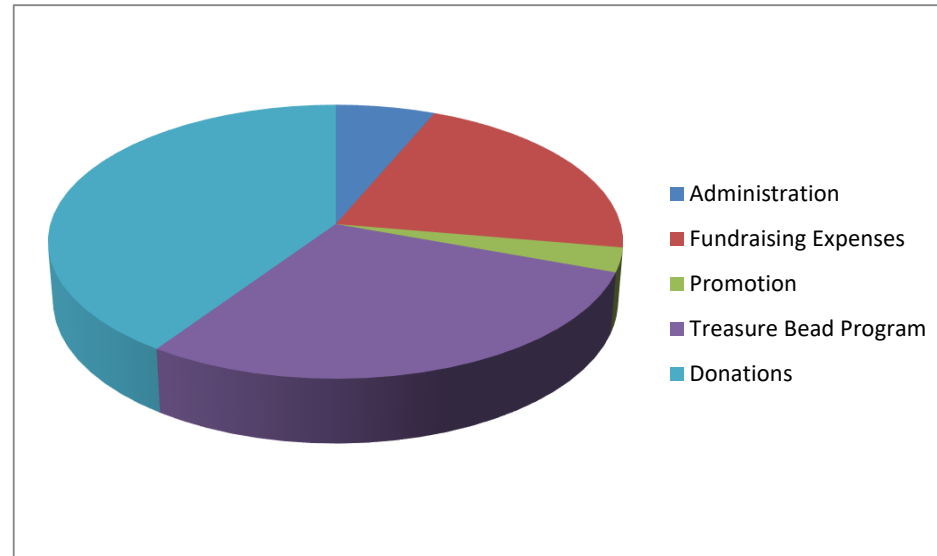


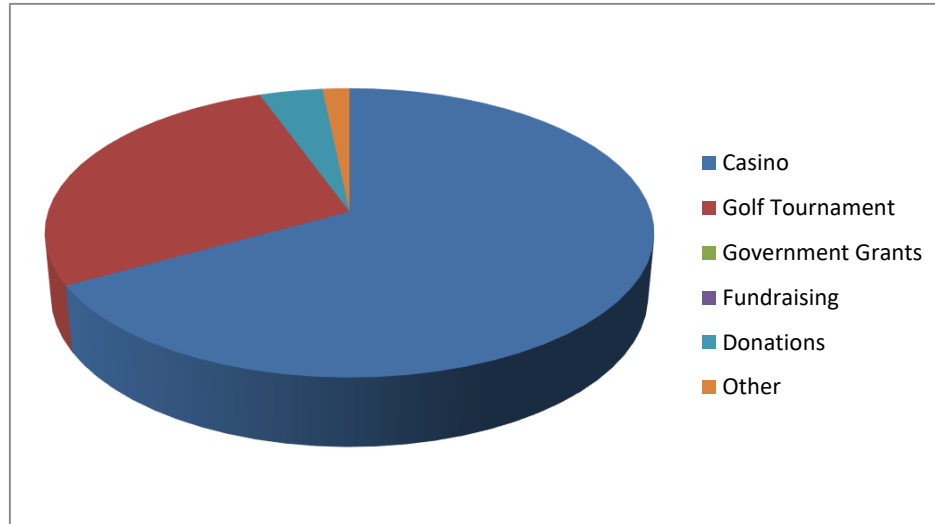
| EXPENDITURES | 2023 | |
|-----------------------|------------------|--------|
| Administration | 7,509.11 | 12.17% |
| Fundraising Expenses | 13,402.42 | 21.73% |
| Promotion | 3,270.21 | 5.30% |
| Treasure Bead Program | 32,505.92 | 52.69% |
| Donations | 5,000.00 | 8.11% |
| Treasure Logs | - | 0.00% |
| | 61,687.66 | |



| EXPENDITURES | TOTAL TO DATE | |
|-----------------------|---------------------|--------|
| Administration | 74,897.08 | 6.32% |
| Fundraising Expenses | 252,548.00 | 21.32% |
| Promotion | 33,707.12 | 2.85% |
| Treasure Bead Program | 341,266.11 | 28.82% |
| Donations | 478,683.02 | 40.42% |
| Treasure Logs | 3,215.52 | 0.27% |
| | 1,184,316.85 | |



| REVENUE | 2023 | |
|-------------------|-------------------|--------|
| Casino | 80,372.94 | 66.91% |
| Golf Tournament | 33,115.00 | 27.57% |
| Government Grants | - | 0.00% |
| Fundraising | - | 0.00% |
| Donations | 4,643.32 | 3.87% |
| Other | 1,984.98 | 1.65% |
| | 120,116.24 | |



| REVENUE | TOTAL TO DATE | |
|-------------------|---------------------|--------|
| Casino | 457,710.36 | 34.73% |
| Golf Tournament | 477,559.12 | 36.24% |
| Government Grants | 14,746.97 | 1.12% |
| Fundraising | 61,994.82 | 4.70% |
| Donations | 295,785.45 | 22.44% |
| Other | 10,148.21 | 0.77% |
| | 1,317,944.93 | |

